The Child Profile

THE STATEWIDE ADOPTION AND PERMANENCY NETWORK



The Child Profile Agenda

- Child Profile within the Continuum of SWAN Services
- Frequently Asked Questions
  - Intent, Purpose, Use of the Child Profile
  - Brief overview of Child Profile process
- Tips for Sharing Child Profile Information
- Time for Questions

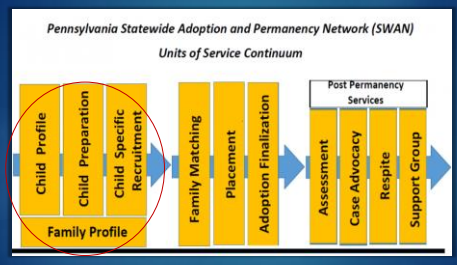

What is a Child Profile?

- It is a document that pulls together information about a child including their family history, medical history, education history and their time in care.
- It tells the child's story in a factual, yet sensitive manner.

"You aren't just the age you are. You are all the ages you ever have been" –Kenneth Koch

Who is Eligible?

- Children in custody of children and youth in out-of-home placement
  - Reunification
  - Adoption
  - PLC
  - Fit and Willing Relative
  - APPLA
- Referred anytime throughout the case

The Intent and Purpose of the Child Profile

- To provide an accurate history
- To provide a "snapshot" in time
- To establish an informational resource
- To maintain a chronology of life events
- To reflect the uniqueness of each youth

Why is the Child Profile Important?

- Records the time a youth is in care.
- Because we all have the right to our history! It is ours!
- It holds information about past relationships and future connections!
- Clarifies who the child is and what they have experienced.
- Provides information to give caretakers a better understanding of the child and any special needs.
- The more information a youth has about their life, the better the chances of coming to terms with all that has happened so they can move forward.

The Child Profile
SWAN Child Profile Template and Guidelines
www.swantoolkit.org

- Photo of Child
- Basic Child and Agency Information
- Disclaimer
- Sources of Information
- Introduction
- Child's History
- Current Functioning
- Birth Family Information
- Subsequent Family Information
- Extended Family Information
- Summary and Conclusion
- Signatures and Dates
- Confidential Identifying Information

What is the Process for Completion?

- Referral to SWAN from county
- SWAN affiliate receives referral
  - www.swan-diakon.org SWAN Network, Network Map
- Benchmarks (templates, guidelines)
- Information comes from file and record reviews, interviews
- 90 days from referral to complete
- Document located:
  - Placing county agency
  - Affiliate that prepared the Child Profile
  - With selected family (if applicable)
  - With affiliate that supervised and provided permanency

Child Profile Addendum

- Child Profile Addendum
  - Completed upon referral from County after first and/or second year following completion of original in cases where child not placed in permanent family
  - Completed by duplicating the previous version and then inserting new information, thereby creating a new document
  - To be completed within 90 calendar days of the request being made
  - Signed and dated by writer and include date of original profile

How is the Child Profile Used?

- Historical, informational resource, assists in answering youth's questions
- Provides overview of child's strengths and risk areas to predict future functioning, future services
- Identifies triggers and patterns of behaviors
- Assists in resource family selection and parenting techniques
- Collaborative plan for sharing

Child Profile is meant to….

- Be accurate, detailed, truthful
- Use strengths-based language
- Protect confidentiality
- Handle facts with sensitivity

The Child Profile is **NOT** meant to be…

- **NOT:** A clinical assessment
- **NOT:** The sole source of information on a youth
- **NOT:** The full disclosure activity to present a child

How is the Child Profile Shared?

- Collaboration and support
- Child Preparation
- Supportive adults

Tips for Sharing

Know that all youth have a right to their Child Profile

- Youth aging out of care have a right to their Child Profile.
- Child Profiles should be shared with youth over the age of 14 if they request it.
- Youth are entitled to a copy of their Child Profile from the county when they leave the system.
- The Child Profile is the youth's information. Exercise confidentiality.

Tips for Sharing

Plan before the youth leaves care

- Plan to share information from the Child Profile with the youth well before they leave care.
- Consider asking the county to refer additional services, such as Child Preparation, to support the youth with processing the information.
- Make sure the Child Profile is current within the year. Request for the county to make a referral for a new Child Profile or a Child Profile Addendum if needed.



Tips for Sharing

Select a supportive adult

- Youth should not read the Child profile on their own.
- It is not necessarily the responsibility of the Child Profile writer to share the profile with the youth.
- A child welfare professional or another supportive adult who knows the youth and can answer the youth's questions would be a good choice.
- More than one person could collaborate to share the Child Profile with the youth.

Tips for Sharing

Allow the youth to lead the sharing of information

- Listen to the youth's account.
- Make sure the youth know they can stop when enough is enough.
- Be sensitive to the youth's ability to process the information and avoid sharing too much at one time.

Tips for Sharing

Consider the youth's emotional vulnerability

- Prepare to deal with youth's reactions.
- Prepare to present information from the Child Profile in a clear and organized way that youth can easily comprehend.
- Choose sensitive language, remember you are talking about the youth's life and family.
- Allow for more than one session if necessary.
- Make sure caretakers are aware of the sharing and are ready to support the youth.
- Check in with the youth a few days after sharing the profile.

Questions

For More Information

SWAN Program Technical Assistants
Statewide Adoption and Permanency Network

Georgiann Unger - gunger@diakon-swan.org